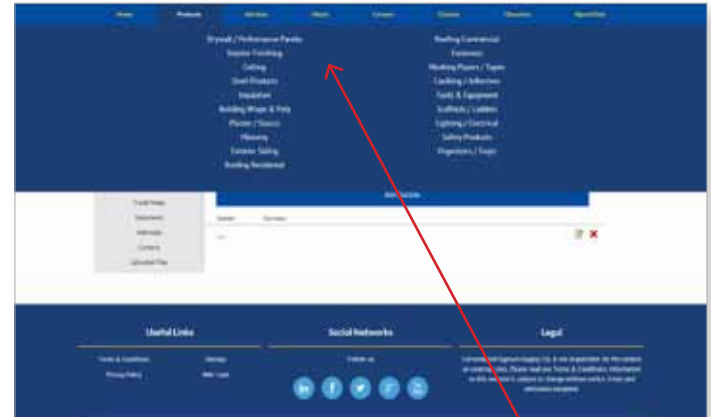
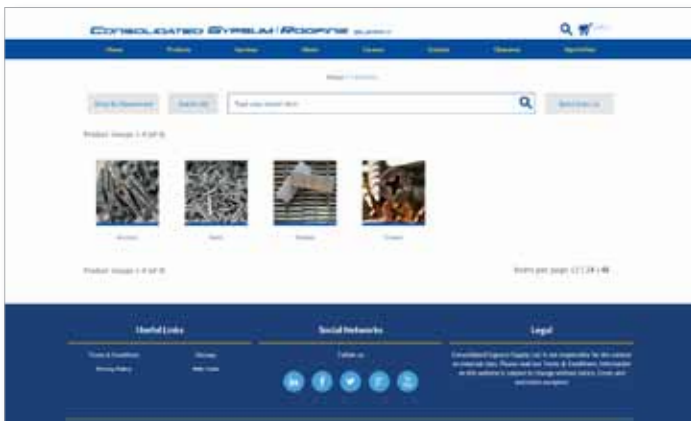


Select products from our catalogue & create a custom list of products that are specific to your company!

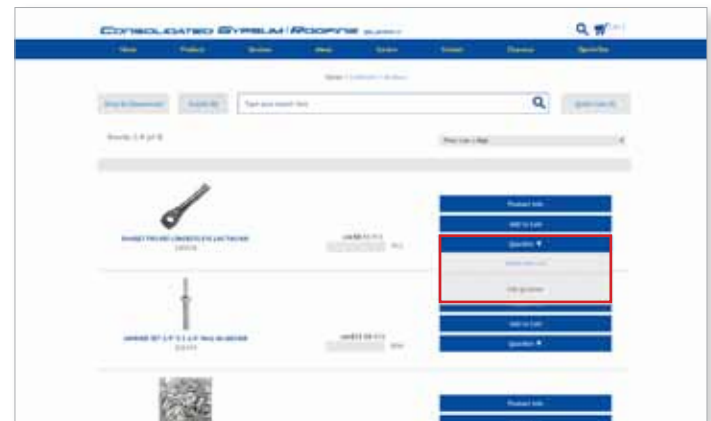
Create, and edit as many of these custom lists as you want.



1 - Click on "Products" in the top navigation bar. Select your item from the drop down menu.



2 - For this example, we are using Fasteners. Then we clicked on Anchors to find a product we want on our Quicklist.



3 - Notice the "Quicklist" tab on the right. Selected "Add to New List". Prices shown will be unique to you.



4 - Give your list an unique name and save. Make your list as long as you wish or make multiple lists.

If you have lists created already, they will be included in the drop menu along with "Add to New List" and "Edit Quicklists".



5 - Your lists are stored for future reference or you can easily export the list in an Excel spreadsheet.

The Excel spreadsheets will be very useful for your estimating and billing.